


DRY BEAN CONVEYING SYSTEM, WASHING/DEWATERING AUGERS, AND CIRCULATING PUMPS

The Dry Bean Conveying System hydraulically transports dry beans from ground level to the top of the soaking tank. It also washes the beans in the process. It is quick, efficient, and easy to operate and maintain. For dewatering and feeding of the beans to the soaking system, a **Washing/Dewatering Auger** can be used. It washes, dewateres, and feeds the beans into the *ST 2000* without causing any physical damage to the beans. **Circulating Pumps** can be used to circulate water between stages of the *ST 2000*. They improve washing and speed up the bean transfer between stages.



Dry Bean Feed Hopper



Water Buffer Tank



Washing/Dewatering Auger

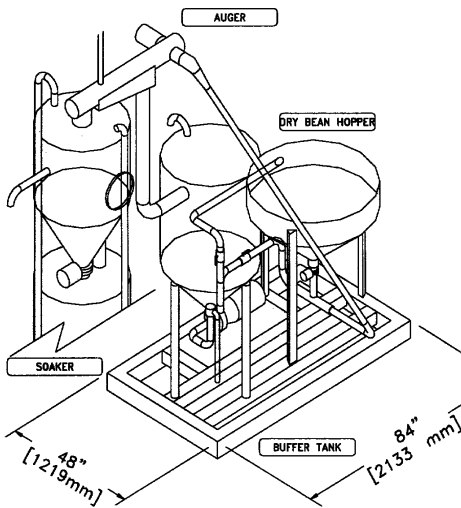
ADVANTAGES:

DRY BEAN CONVEYING SYSTEM

- ▶ Quick and efficient method for hydraulically conveying dry beans to the soaking system
- ▶ Re-circulation system reduces water requirements
- ▶ Low maintenance costs
- ▶ Does not damage beans, which is a common problem with conventional air or mechanical conveyors
- ▶ Quiet operation

WASHING/ DEWATERING AUGER

- ▶ Simultaneously washes, dewateres, and feeds beans to the soaking system
- ▶ Gentle conveying action prevents premature damage to the beans



DRY BEAN CONVEYING SYSTEM

SPECIFICATIONS

Power Requirements: 6 kW max. (Intermittent)

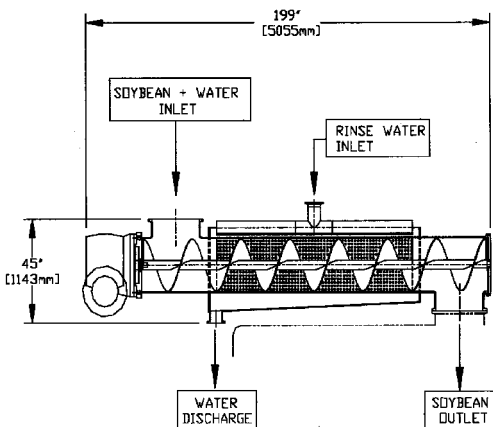
Conveying Capacity: 1200 Kg Dry Beans/h

Construction:

- ▶ S.S.304 fabrication with sanitary finish
- ▶ Easy to clean and sanitize

OPERATION

1. Dry soybeans are dumped into the dry bean hopper.
2. The soybeans are mixed with water and gently conveyed to the auger where they are dewatered before entry into the soaking system.
3. The auger discharge water comes back to the buffer tank, which removes sediment from the water. This water is re-used in the loop to convey the dry soybeans.



WASHING/ DEWATERING AUGER

SPECIFICATIONS

Power Requirements: 1 kW max. (Intermittent)

Conveying Capacity: 1200 Kg Dry Beans (washed)/h

Construction:

- ▶ S.S.304 fabrication with sanitary finish
- ▶ Easy to clean and sanitize

OPERATION

1. Soybeans and water enter the inlet port, while fresh rinse water helps to further clean the beans.
2. A rotating auger separates the soybeans from water and discharges the beans from the large outlet port.
3. The discharge water goes back to the buffer tank to close the loop.

CIRCULATING PUMPS

(see ST 2000 spec sheet)

Advantages

- ▶ Improve washing in the soaking system
- ▶ Speed up bean transfer between stages

Type: Sanitary centrifugal pumps

Nos. Required: Three

